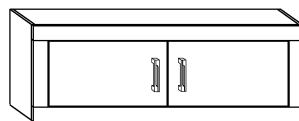




VRN-23 VERIN - SZAFKA WISZĄCA 2D

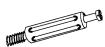
→ 130 ↑ 46 ↘ 34



x 12



x 24



x 24

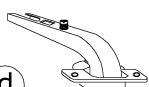


(a)

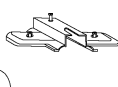
(b)

(c)

x 4



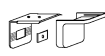
x 4



x 2



x 3 kpl.



x 8




(d)

(e)

(f)

(g)

(h)



35 min



x 6

(6,2x13)

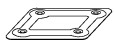


x 24

(3,5x16)



x 4



x 60

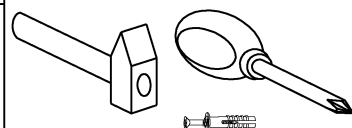


(i)

(j)

(k)

(l)

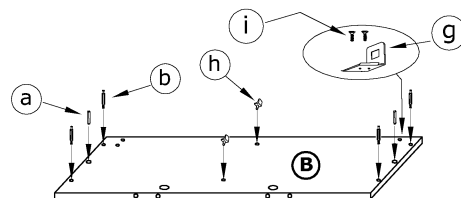
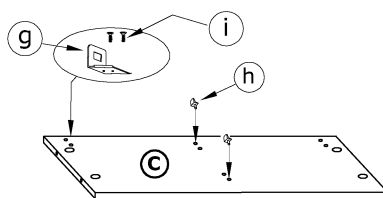
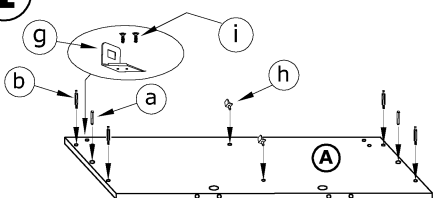


① - FAZY MONTAŻU

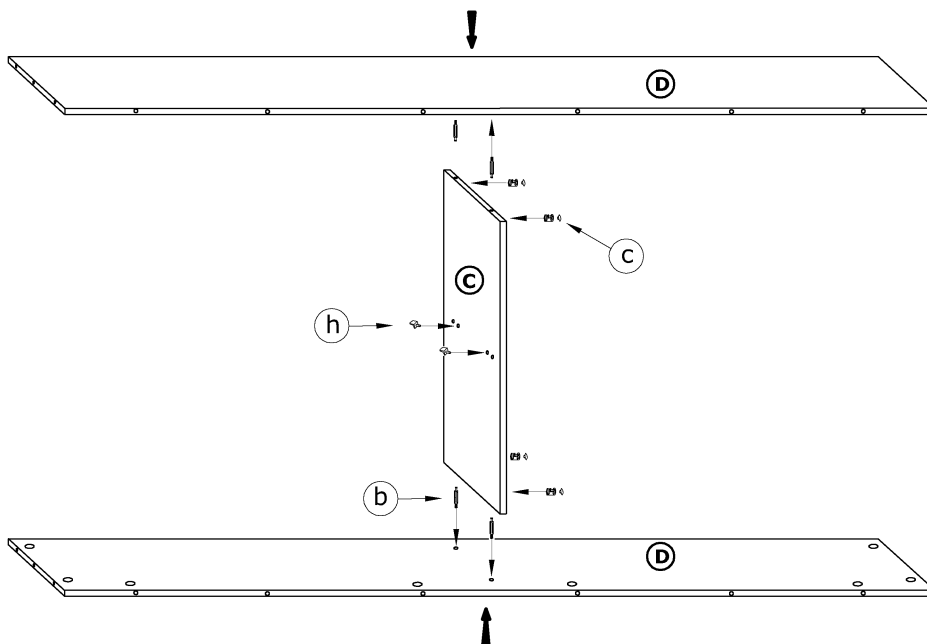
Ⓐ - OZNACZENIE ELEMENTÓW

Ⓐ - OZNACZENIE AKCESORIÓW

1



2



3

