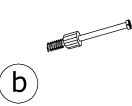


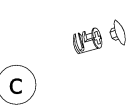
x 36



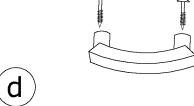
x 4



x 4




x 8



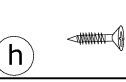
x 16

(3,5x30)

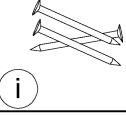


x 56

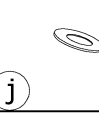
(4x16)




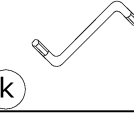
x 85



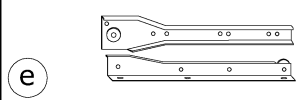
x 8



x 1



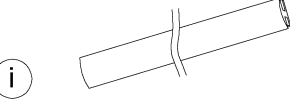
x 4 kpl. (400 mm)



x 4



x 1 (772 mm)



1 - FAZY MONTAŻU

A - OZNACZENIE ELEMENTÓW

a - OZNACZENIE AKCESORIÓW

