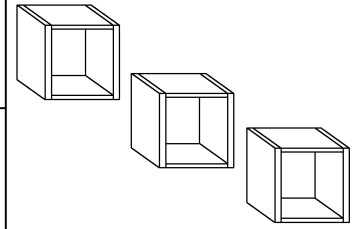




KIT-10

KITTY - PÓŁKI (3 SZT.)

→ 30 ↑ 30 ↘ 22



x 24



(a)

x 12



(b)

x 12



(c)

x 6





(d)

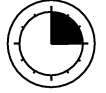
x 12 (3x20)



(e)



15 min



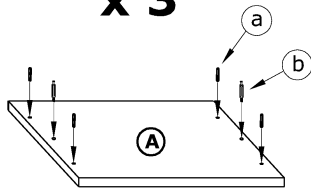
① - FAZY MONTAŻU

Ⓐ - OZNACZENIE ELEMENTÓW

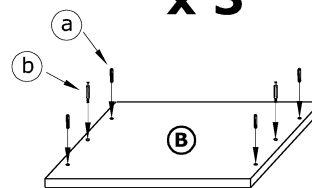
Ⓐ - OZNACZENIE AKCESORIÓW

①

x 3



x 3



②

x 3

