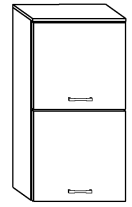


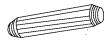


MAGIC - SZAFKA WISZĄCA PIONOWA

→ 48 ↑ 96 ↘ 30

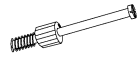


x 12



a

x 6



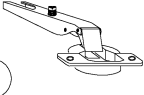
b

x 6



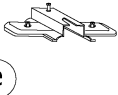
c

x 4



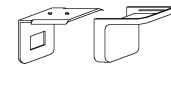
d

x 4



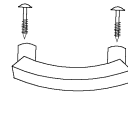
e

x 2 kpl.




f

x 2



g



45 min



x 4 (6,2x13)



h

x 8 (4x16)



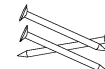
i

x 8

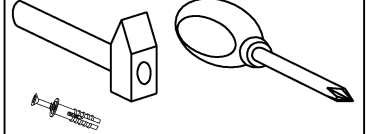


j

x 35



k



1 - FAZY MONTAŻU

A - OZNACZENIE ELEMENTÓW

a - OZNACZENIE AKCESORIÓW

