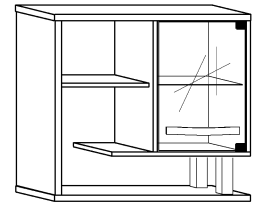




# ANG-15

## ANGEL- SZAFKA WISZĄCA 1W

→ 80 ↑ 76 ↘ 33



x 16  a	x 12  b	x 4  c	x 5  d	x 1 L  e	x 1 P  f		
x 2 kpl.  g	x 4 (3,5x13)  k	x 4 (6,2x13)  l	x 2 (4x12)  m	x 2  n	x 20  o	x 1  p	
x 2 186 mm  h	x 2 160 mm  i	x 1  j	 A		 40 min		

① - FAZY MONTAŻU

Ⓐ - OZNACZENIE ELEMENTÓW

Ⓐ - OZNACZENIE AKCESORIÓW

**1**

x 2 a    x 2 h

**2**

x 10 a





**3**

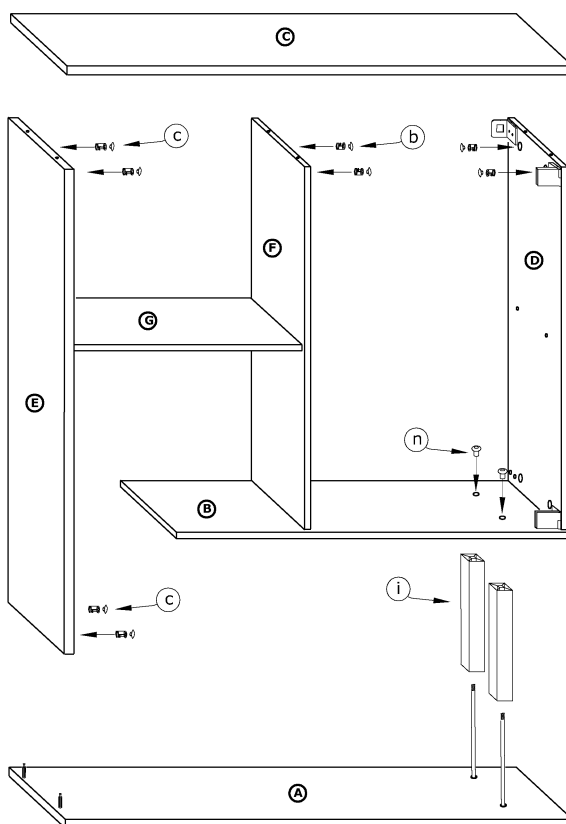
x 2 a    x 1 L e  
 x 1 P f    x 2 g  
 x 4 k    x 4 l  
 (3,5x13)    (6,2x13)

**4**





x 2 a  
 x 8 b

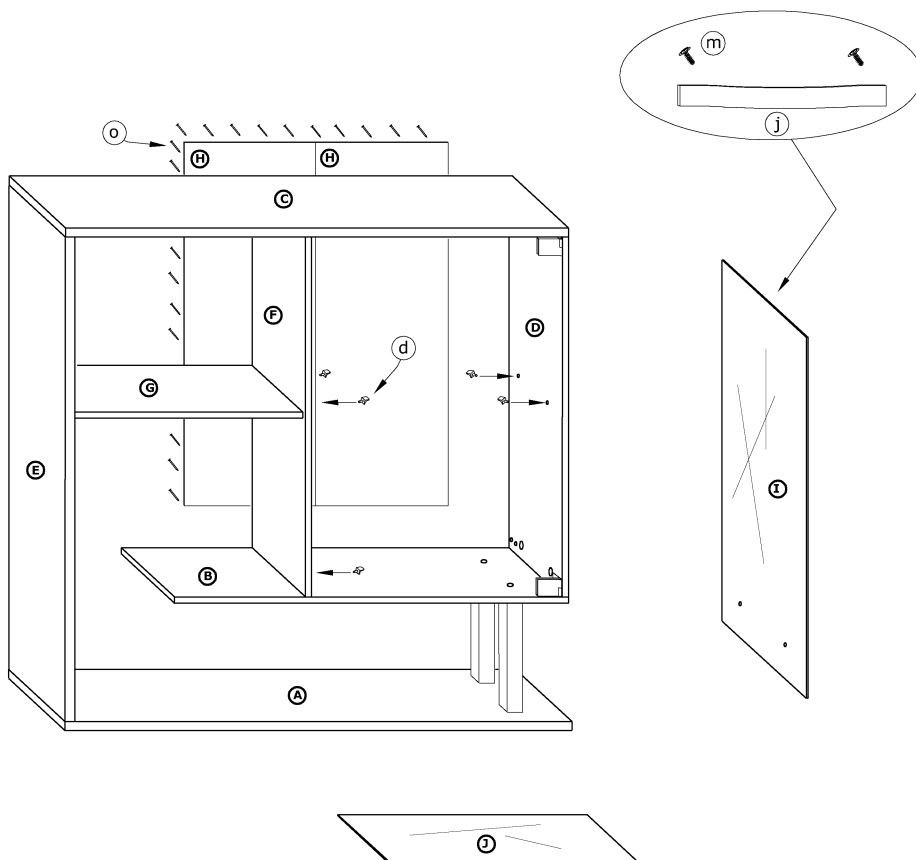
5

- x 4 
- x 4 
- x 2 160mm 
- x 2 



6

- x 5 
- x 1 
- x 4 (4x12) 
- x 20 

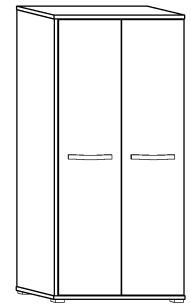




# ANG-13

## ANGEL- SZAFKA 2D

→ 90 ↑ 198 \ 53



x 8  a	x 4  b	x 4  c	x 2  d	x 3  e	x 3  f		
x 6  g	x 2  k	x 20 (3,5x16)  l	x 8 (4x20)  m	x 4 (4x25)  n	x 60  o	x 1  p	
x 4  h	x 1 (853 mm)  i		x 2  j		40 min 		

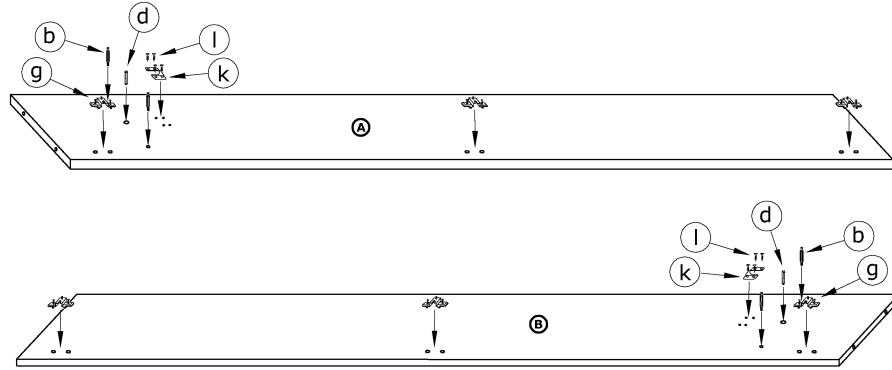
**1** - FAZY MONTAŻU

**A** - OZNACZENIE ELEMENTÓW

**a** - OZNACZENIE AKCESORIÓW

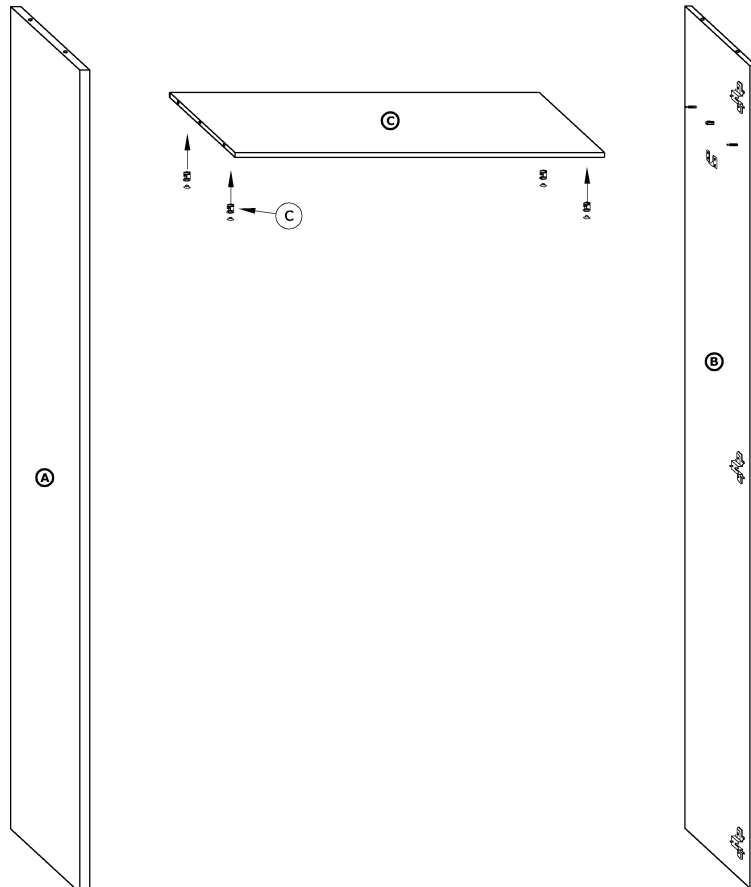
**1**

x 4  b	x 2  d
x 6  g	x 2  k
x 8 (3,5x16)  l	





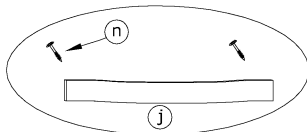
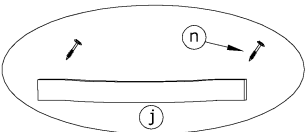
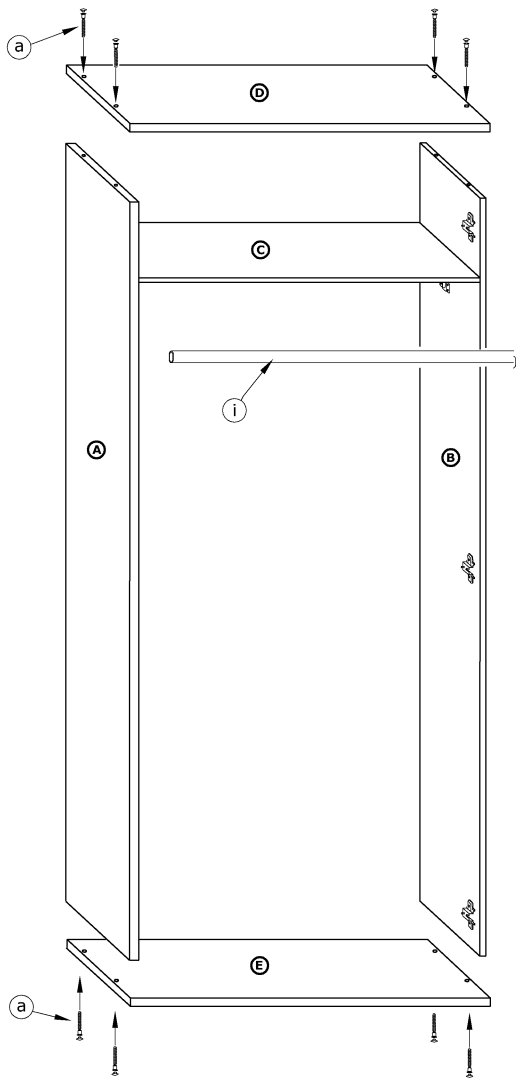
**2**

x 4  c
--------------











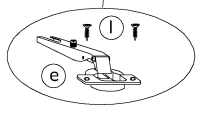
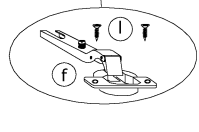
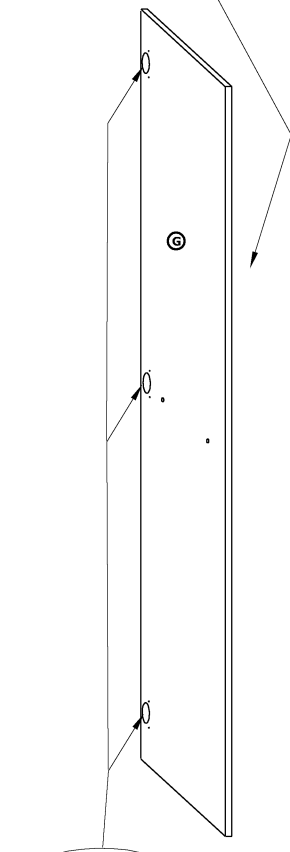
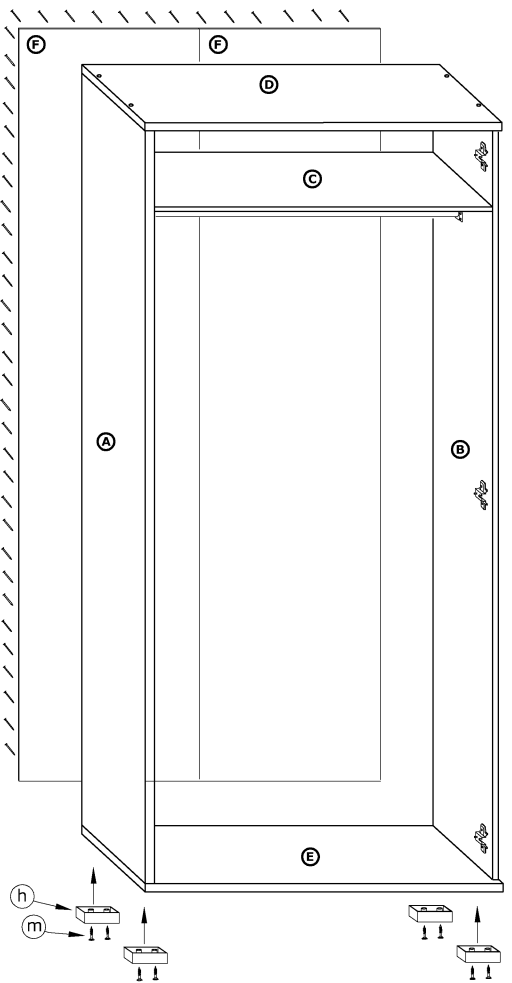
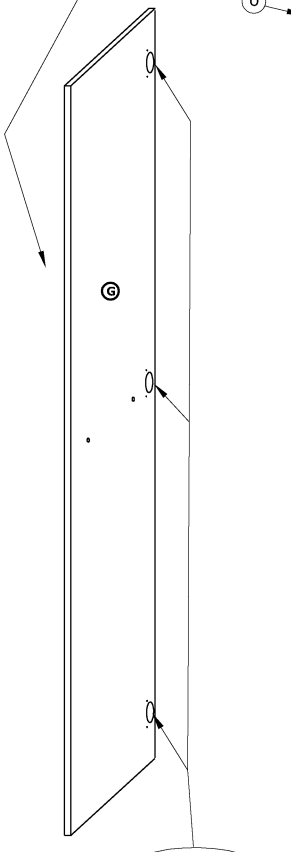
3

- x 8
- 
- a
- x 1
- 
- i



4

- x 3
- 
- e
- x 3
- 
- f
- x 4
- 
- h
- x 2
- 
- j
- x 12
- (3,5x16)
- 
- l
- x 8
- (4x20)
- 
- m
- x 4
- (4x25)
- 
- n
- x 60
- 
- o

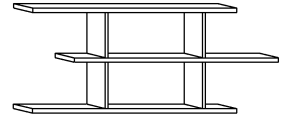




# ANG-08

## ANGEL- PÓŁKA

→ 118/142+60 \ 20

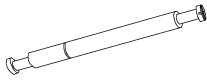


x 8



(a)

x 4



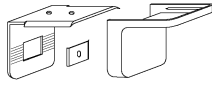
(b)

x 8



(c)

x 2 kpl.



(d)

x 4

(6,2x13)




(e)

x 1



(f)



20 min

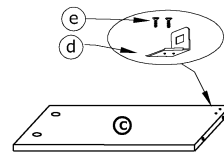
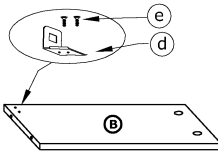
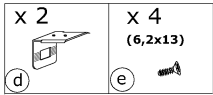


**1** - FAZY MONTAŻU

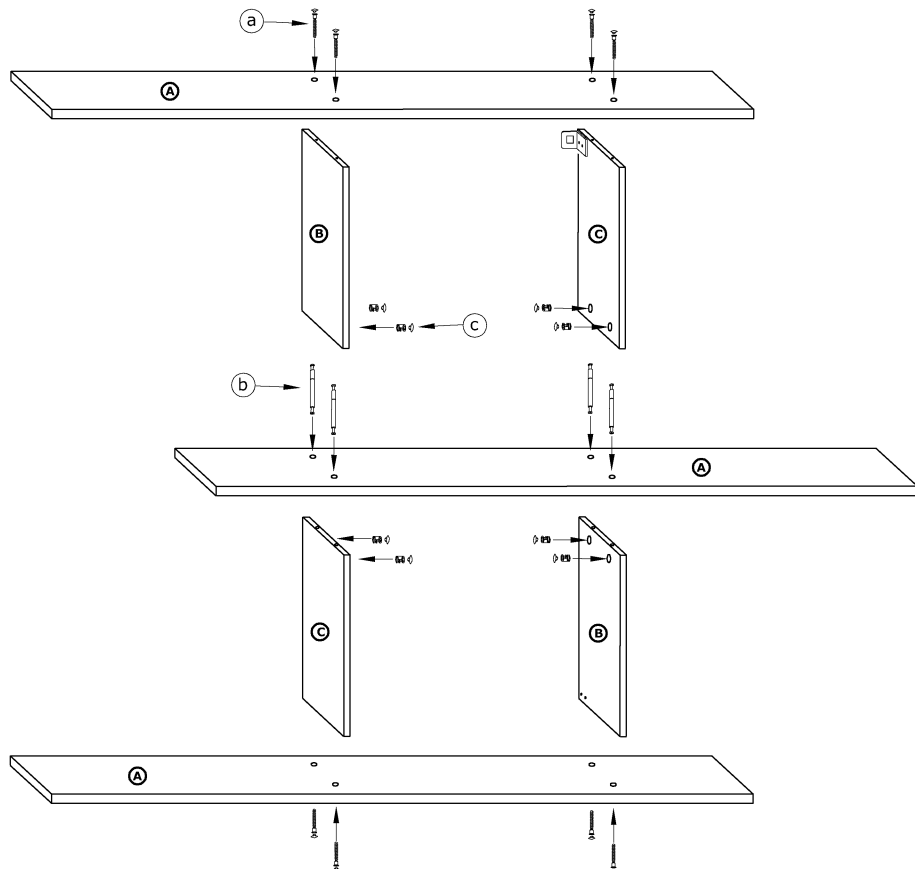
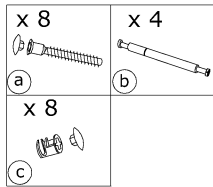
**A** - OZNACZENIE ELEMENTÓW

**a** - OZNACZENIE AKCESORIÓW

**1**



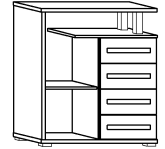
**2**





# ANG-10 ANGEL- REGAŁ NISKI 4S

→ 80 + 95 ↘ 39

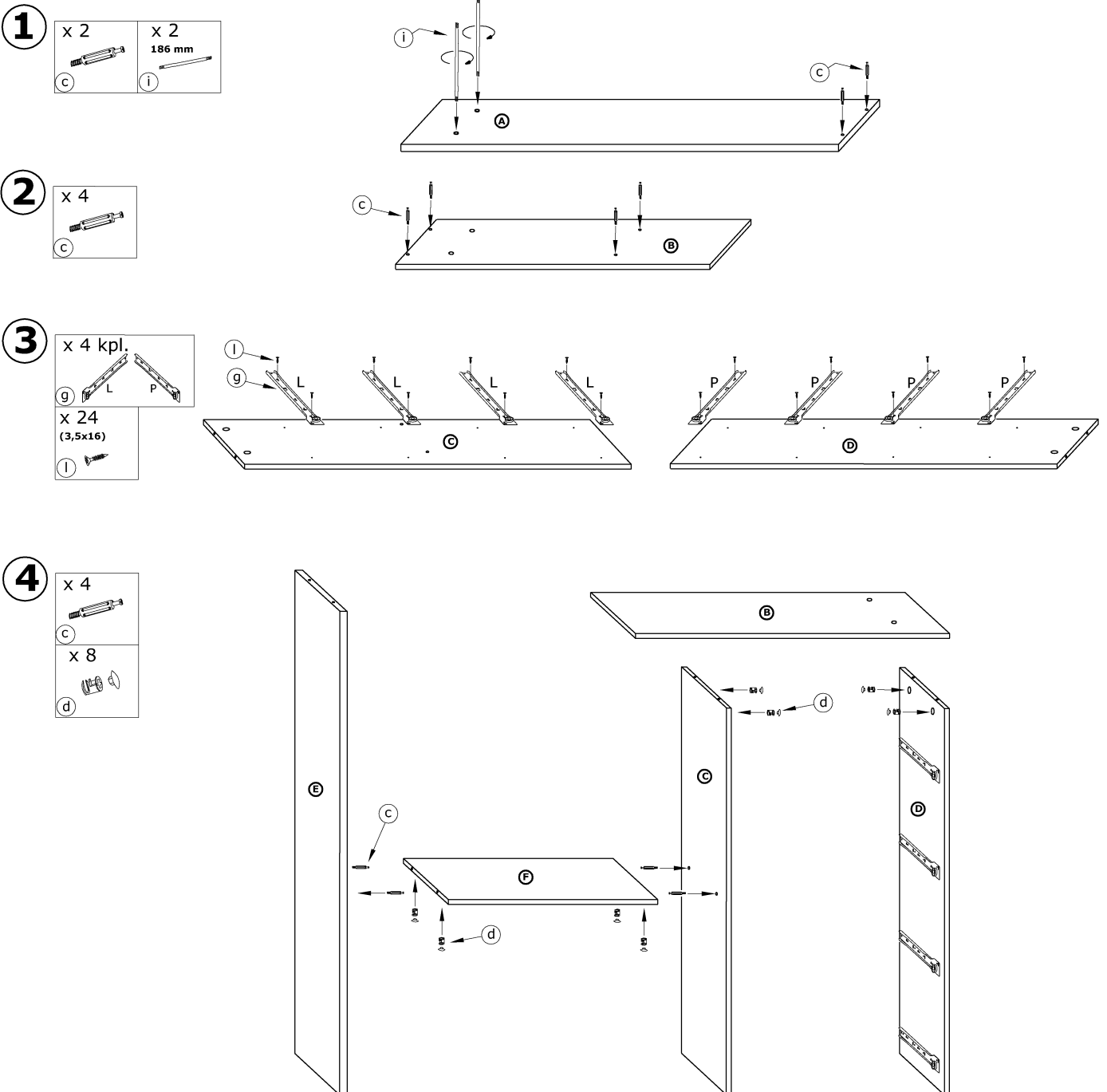






x 16  <b>(a)</b>	x 6  <b>(b)</b>	x 10  <b>(c)</b>	x 8  <b>(d)</b>	x 2  <b>(e)</b>	x 8  <b>(f)</b>				
x 48 (3,5x16)  <b>(l)</b>	x 8 (4x20)  <b>(m)</b>	x 8 (4x25)  <b>(n)</b>	x 16 (3,5x30)  <b>(o)</b>	x 2  <b>(p)</b>	x 60  <b>(r)</b>			x 1  <b>(s)</b>	
x 4 kpl. (300 mm)  <b>(g)</b>	x 4  <b>(h)</b>	x 2 186 mm  <b>(i)</b>	x 2 160 mm  <b>(j)</b>	x 4  <b>(k)</b>					

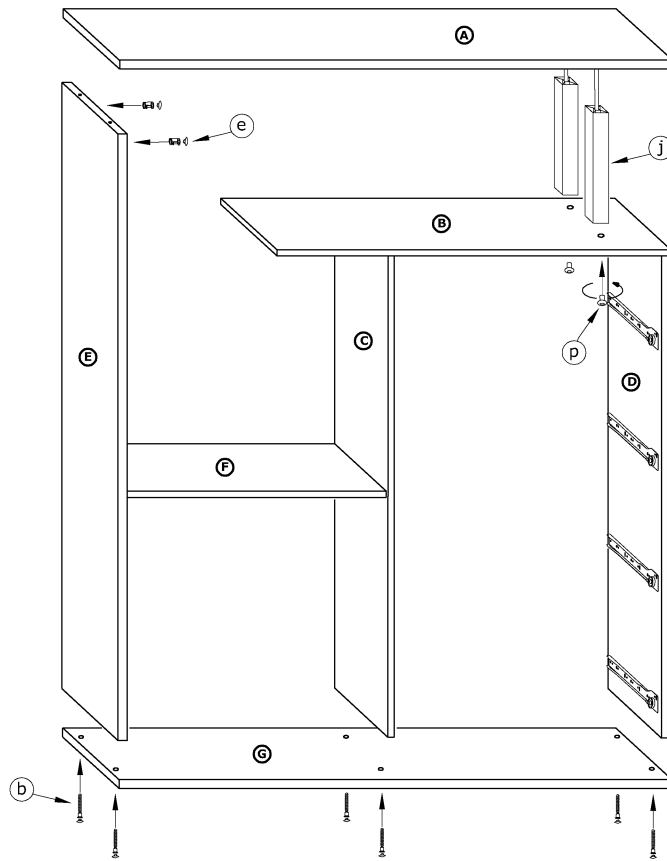
**1** - FAZY MONTAŻU




**A** - OZNACZENIE ELEMENTÓW

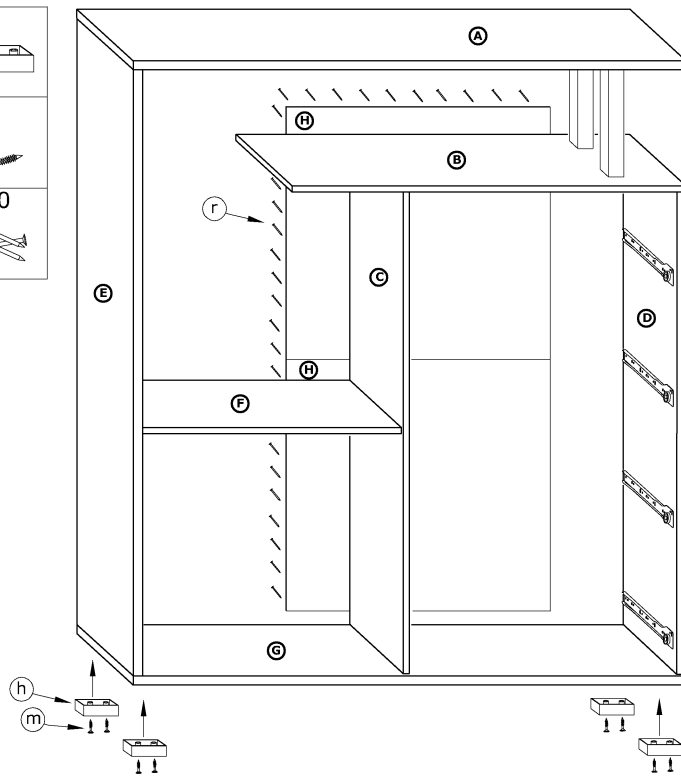
**a** - OZNACZENIE AKCESORIÓW





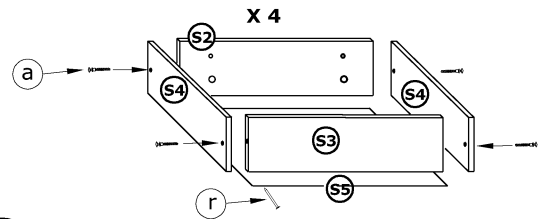
- 5**
- x 6
  - (b) 
  - x 2
  - (e) 
  - x 2 160mm
  - (j) 
  - x 2
  - (p) 









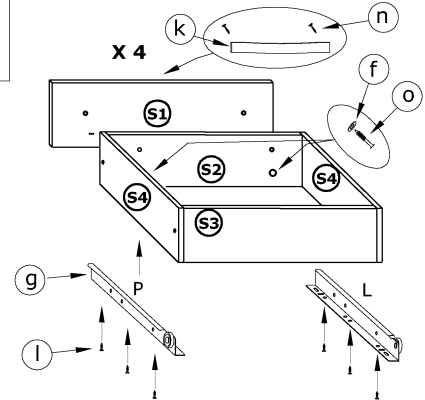
- 6**
- x 4
  - (h) 
  - x 8 (4x20)
  - (m) 
  - x 20
  - (r) 




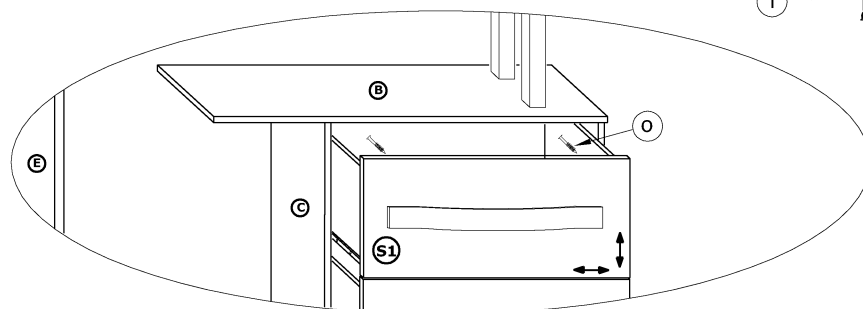
- 7**
- x 16
  - (a) 
  - x 40
  - (r) 



- 8**
- x 8
  - (f) 
  - x 4
  - (g) 
  - x 4
  - (k) 
  - x 24 (3,5x16)
  - (l) 
  - x 8 (4x25)
  - (n) 
  - x 8 (3,5x30)
  - (o) 



- 9**
- x 8 (3,5x30)
  - (o) 

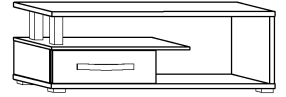




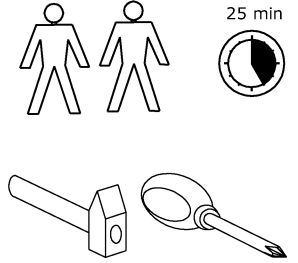
# ANG-12

## ANGEL- STOLIK RTV 1D

- 118 / 43 \ 43



x 6 	x 6 	x 4 	x 2 	x 2 	x 2 
x 4 (3,5x16) 	x 8 (4x20) 	x 2 (4x25) 	x 2 	x 20 	x 1 
x 4 	x 2 186 mm 	x 2 160 mm 	x 2 		



① - FAZY MONTAŻU

Ⓐ - OZNACZENIE ELEMENTÓW

Ⓐ - OZNACZENIE AKCESORIÓW

